

嘉耐股份有限公司
JYA NAY CO., LTD.

中高壓用陶瓷電容器
CERAMIC DISC CAPACITORS
2~10KV DC
CLASS II

總公司 桃園市中壢區民族路六段 230 巷 9 號

Head Office: 9 Ln 230 Sec 6 Minzu Rd Zhongli District Taoyuan Taiwan

[Tel:886-3-4903829](tel:886-3-4903829) Fax:886-3-4903871 e-mail: sales@jyanay.com.tw

High Voltage Ceramic Capacitor

PART NUMBER CODE

3D	09	B	102	K	Y	7	2	1	N
1	2	3	4	5	6	7	8	9	10

1. Rated Voltage

Code	3A	3D	3F	3G	3J	3K	4A	4C
Rated Voltage	1KV DC	2KV DC	3KV DC	4K VDC	6K VDC	8K VDC	10K VDC	15K VDC

2. Body Diameter(D:mm)

Code	05	06	07	08	09	10	11	12	14	16	18	20
D max.	5.5	6.5	7.5	8.5	9.5	10.5	11.5	12.5	14.5	16.5	18.5	20.5

3. Temperature Characteristics

Code	B(Y5P)	R(X7R)	E(Y5U Z5U)	F(Y5V Z5V)
Cap.Change (%)	±10	±15	+22 -56	+22 -82

Code	C (NPO)	SL
Temp.coeff. (ppm/°C)	0±60	+350 -1000

4. Capacitance

Code	Capacitance(PF)
010	1
1R5	1.5
100	10
101	100
102	1000
222	2200
104	100000
224	220000

5. Capacitance Tolerance

Code	Cap. Tol.
C	±0.25PF
D	±0.5PF
J	±5%
K	±10%
M	±20%
S	+50%~-20%
Z	+80%~-20%
P	+100%~-0%

6. Lead Shape Code

Code	Lead Configuration
K	INSIDE KINK
D	OUTSIDE KINK
Y	VERTICAL CRIMP
L	STRAIGHT

7. Lead Spacing Code (F)

Code	Dimension(mm)
1	12.5±0.8
5	5.0±0.8
6	6.35±0.8
7	7.50±0.8
0	10.0±0.8

8. Lead Length Code (L)

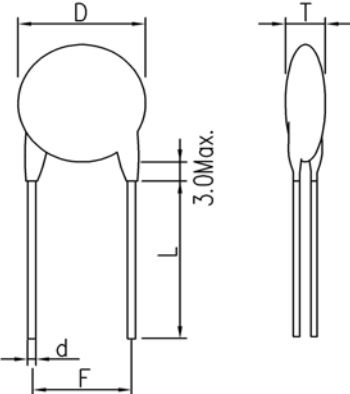
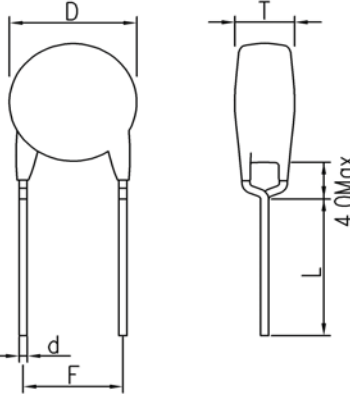
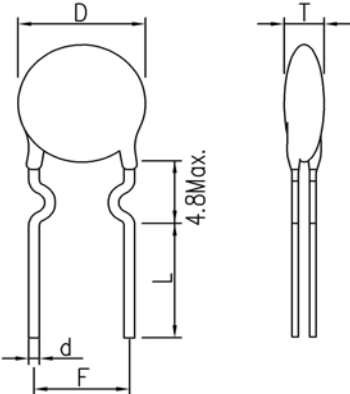
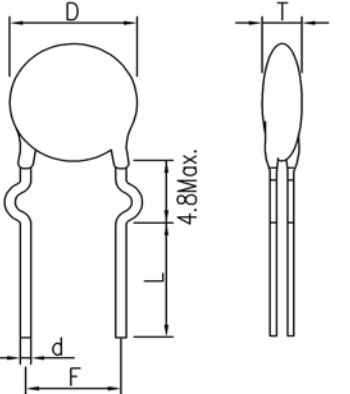
Code	Dimension(mm)
2	25Min
3	3.5±0.5
5	5.0±0.8
0	10.0±1.0
T	TAPING BOX
R	TAPING REEL

9. Feed Hole Pitch(Taping)

Code	Dimension(mm)
1	12.7
2	25.4
5	15
Nil	Bulk Type

10. Code: N RoHS
H HF

11. Code: C Suffix

L Type (Straight)	Y Type (Vertical Crimp)
	
K Type (Inside Kink)	D Type (Outside Kink)
	

High-Voltage Ceramic Capacitor B Serial (CLASS II / 2KV~10KVDC)

General Specifications:

1. Capacitance (C): 100 pF ~ 4700 pF measured at 25°C with 1±0.1KHz and 3Vrms max.
2. Dissipation Factor (DF): 2.5% Max. at 25°C with 1±0.1KHz and 3Vrms max.
3. Insulation Resistance (IR):10000MΩ Min. measured with DC500±50V within 60±5 sec of charging
4. Dielectric Strength: Apply DC Test Voltage W.V.(2~3KV is 200%, 5KV ≥ W.V. ≥ 3KV is 175%, W.V. > 5KV is 150%) for 1~5 sec (Charge/Discharge current ≤ 50mA)
5. Temperature Characteristic (TC): B (-25°C ~85°C Within ±10%)
6. Operating Temperature Range:-25°C ~125°C
7. Coated with flame-retardant epoxy resin. (equivalent to UL94V-0 standards)
8. All capacitors are accord with RoHS standards.

RATED VOLTAGE Edc: 2KV				
Part No.	Cap (Pf)	Dia(mm) Max.	T(mm) Max.	Cap. Tol.
3D06B101K□□□□	100	6.5	5.0	K,M
3D06B151K□□□□	150	6.5	5.0	K,M
3D06B221K□□□□	220	6.5	5.0	K,M
3D06B331K□□□□	330	6.5	5.0	K,M
3D07B471K□□□□	470	7.5	5.0	K,M
3D07B561K□□□□	560	7.5	5.0	K,M
3D07B681K□□□□	680	7.5	5.0	K,M
3D09B102K□□□□	1000	9.5	5.0	K,M
3D09B152K□□□□	1500	9.5	5.0	K,M
3D10B222K□□□□	2200	10.5	5.0	K,M
3D10B332K□□□□	3300	10.5	5.0	K,M
3D14B472K□□□□	4700	14.5	5.0	K,M

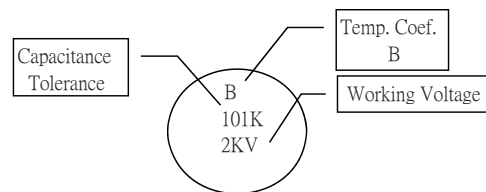
RATED VOLTAGE Edc: 3KV				
Part No.	Cap (Pf)	Dia(mm) Max.	T(mm) Max.	Cap. Tol.
3F06B101K□□□□	100	6.5	6.5	K,M
3F06B151K□□□□	150	6.5	6.5	K,M
3F06B221K□□□□	220	6.5	6.5	K,M
3F06B331K□□□□	330	6.5	6.5	K,M
3F07B471K□□□□	470	7.5	6.5	K,M
3F07B561K□□□□	560	7.5	6.5	K,M
3F08B681K□□□□	680	8.5	6.5	K,M
3F09B102K□□□□	1000	9.5	6.5	K,M
3F11B152K□□□□	1500	11.5	6.5	K,M
3F12B222K□□□□	2200	12.5	6.5	K,M
3F15B332K□□□□	3300	15.5	6.5	K,M
3F19B472K□□□□	4700	19.5	6.5	K,M

RATED VOLTAGE Edc: 6KV				
Part No.	Cap (Pf)	Dia(mm) Max.	T(mm) Max.	Cap. Tol.
3J09B101K□□□□	100	9.5	8.0	K,M
3J09B151K□□□□	150	9.5	8.0	K,M
3J09B221K□□□□	220	9.5	8.0	K,M
3J09B331K□□□□	330	9.5	8.0	K,M
3J10B471K□□□□	470	10.5	8.0	K,M
3J10B561K□□□□	560	10.5	8.0	K,M
3J11B681K□□□□	680	11.5	8.0	K,M
3J13B102K□□□□	1000	13.5	8.0	K,M
3J16B152K□□□□	1500	16.5	8.0	K,M

RATED VOLTAGE Edc: 8KV				
Part No.	Cap (Pf)	Dia(mm) Max.	T(mm) Max.	Cap. Tol.
3K10B101K□□□□	100	10.0	9.0	K,M
3K10B151K□□□□	150	10.0	9.0	K,M
3K11B221K□□□□	220	11.0	9.0	K,M
3K11B331K□□□□	330	11.0	9.0	K,M
3K12B471K□□□□	470	12.5	9.0	K,M
3K13B561K□□□□	560	13.0	9.0	K,M
3K14B681K□□□□	680	14.0	9.0	K,M
3K16B102K□□□□	1000	16.0	9.0	K,M
3K19B152K□□□□	1500	19.0	9.0	K,M

RATED VOLTAGE Edc: 10KV				
Part No.	Cap (Pf)	Dia(mm) Max.	T(mm) Max.	Cap. Tol.
4A11B101K□□□□	100	11	10.0	K,M
4A11B151K□□□□	150	11	10.0	K,M
4A11B221K□□□□	220	11	10.0	K,M
4A11B331K□□□□	330	11.5	10.0	K,M
4A13B471K□□□□	470	13	10.0	K,M
4A13B561K□□□□	560	13.5	10.0	K,M
4A14B681K□□□□	680	14.5	10.0	K,M
4A17B102K□□□□	1000	17	10.0	K,M
4A21B102K□□□□	1500	21	10.0	K,M

Markings:



Please contact us concerning above 10kv and other capacitance specification